

March 13, 2018

OVERWEIGHT

Shipping sector – Dry bulk

Trump's steel tariffs simply noise in the market

- We see limited impact from Trump's steel tariffs on the dry bulk shipping sector as that would slash only 13m tons of US steel imports or 0.25% of the 2017 global seaborne dry bulk trade
- Forward TC rates for Panamax and Supramax are breaking 3-year highs in March; expect dry bulk freight rates to rise in 2018 as demand growth will outpace supply
- OVERWEIGHT dry bulk shipping sector in anticipation of the BDI rising further this year; OUTPERFORM ratings for PSL (pure shipping play) and TTA (deep valuation discount)

Trump's steel tariffs simply noise in the dry bulk market.

We expect US president Donald Trump's decision to impose 25% import tariff on steel and 10% on aluminium to have limited impact on the dry bulk market. *Clarkson* estimates the steel import tariff would slash about 13m tons out of the 35m tons the US imported in 2017. That would be only 0.25% of the global seaborne dry bulk trade in 2017 of 5,100m tons. US may also need to import more iron ore and coking coal for domestic use, which would further reduce the impact. *Clarkson* estimates the US cannot produce enough steel to substitute the quality and type of steel it needs and to meet increasing demand created by the US\$1 trillion infrastructure investment program. We believe the US safeguard policy is political negotiations as Canada and Mexico would be exempted under NAFTA. The US Administration will take 15 days, until March 23, to review requests for exemptions from other countries. Note that aluminium trade is mostly shipped in containers.

Forward TC rates for Panamax and Supramax are breaking 3-year highs in March.

This is driven by the growing seaborne grain trade and restocking demand after the Lunar New Year. However, forward TC rates for Capesize vessels - which are normally used to transport iron ore - are being pressured by news of US steel tariffs and China's smaller iron ore imports in February 2018 (-16% mom). This is likely due to the wait-and-see of steel exporters. We maintain our bullish view for the dry bulk market in FY18F as demand growth (3%-4% yoy) would outpace supply (+2% yoy) and lead to higher fleet utilization (currently c.70%). There are multiple catalysts for the sector, including accelerating global GDP growth, infrastructure investments, smaller order books, tighter bank lending policies, and stricter environmental regulations.

OVERWEIGHT: PSL and TTA are best turnaround plays.

We estimate PSL and TTA would post a profit in 1Q18F as daily TC rates in 1Q18 were higher than total cost per vessel of US\$9,900 for PSL and US\$7,300 for TTA. PSL and TTA's share prices have fallen 10% and 3%, respectively, after Trump's steel tariff news and the stocks now offer attractive upside to our TPs.

BB	M	Price	TP	U/D	Rec	EPS G%	ROE (%)	PE (x)	P/BV (x)	Div Yld					
Ticker	Cap	(Bt)	(Bt)	(%)		18F	19F	18F	19F	18F	19F				
	(US\$)	12-Mar													
PSL	590	12.7	17.0	34	OUTPERFORM	N/A	239.5	3.3	10.7	47.5	14.0	1.6	1.5	0.0	1.1
TTA	476	8.8	13.0	49	OUTPERFORM	43.1	87.3	3.1	5.6	18.9	10.1	0.7	0.7	2.7	5.0



A member of MUFG
a global financial group



Sunthorn THONGTHIP

662 - 659 7000 ext 5009

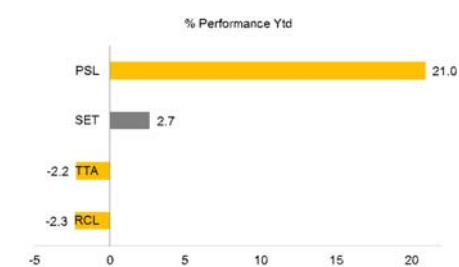
sunthorn.thongthip@krungsrisecurities.com

Sector – performance



Source: Bloomberg, Krungsri Securities

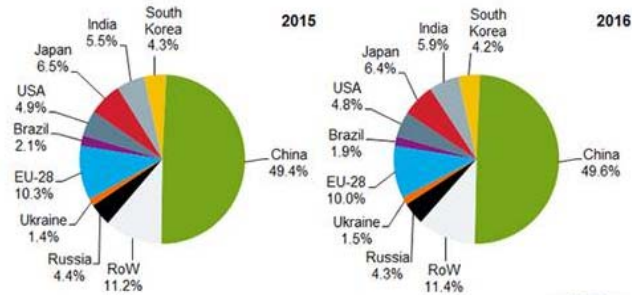
Share Price Performance - YTD



Source: Bloomberg, Krungsri Securities (Price as of 12 Mar 2018)

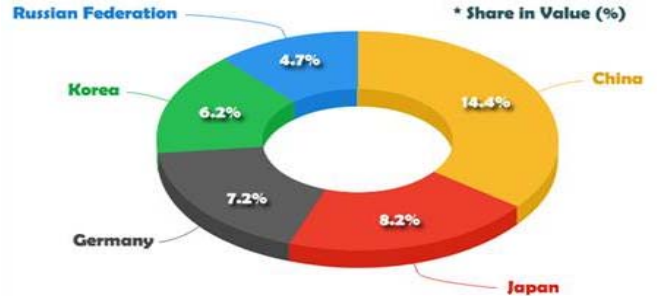
Highlights

Share of world crude steel production in 2015 and 2016



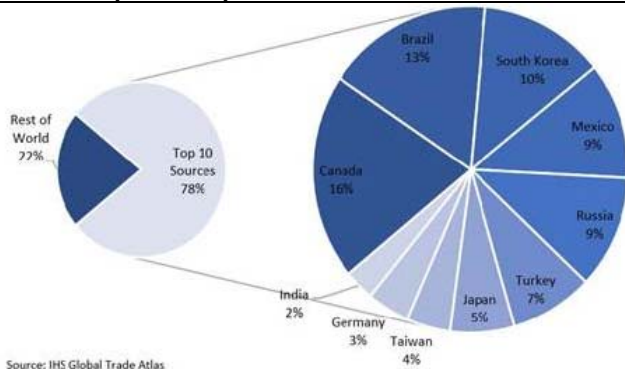
Source: Worldsteel.org

5 Largest iron and steel exporting countries



Source: www.exportgenius.in

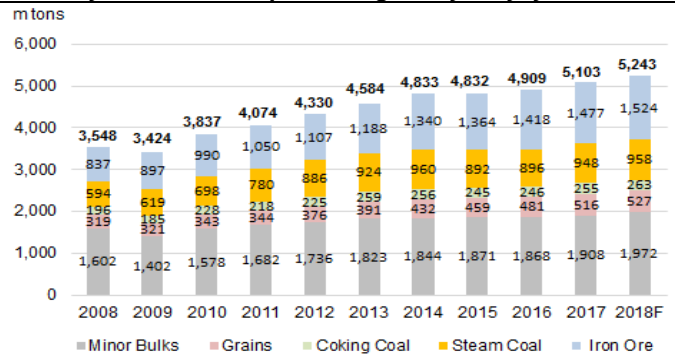
U.S. Steel imports – Top 10 sources in 2017



Source: IHS Global Trade Atlas

Source: IHS Global Trade Atlas

Global dry bulk trade is expected to grow by 3% yoy in 2018F



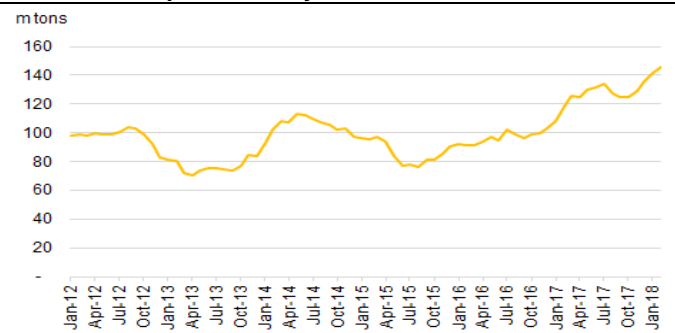
Source: Clarksons and company data

Iron ore price



Source: Bloomberg

China's iron ore port inventory



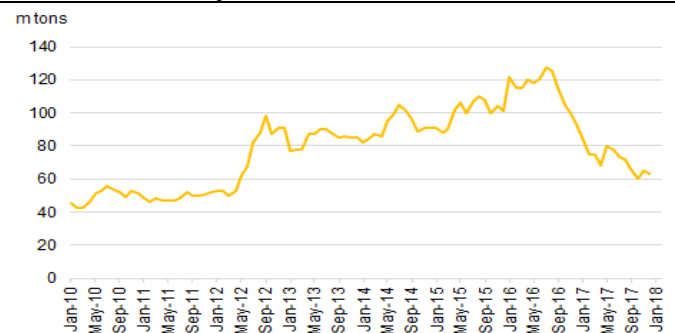
Source: Bloomberg

Newcastle port Thermal Coal (6000 kcal/kg) price



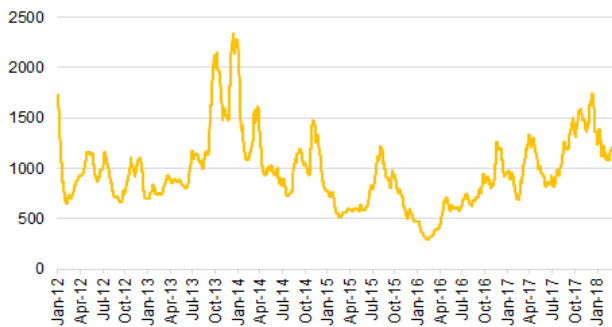
Source: Bloomberg

China's coal inventory



Source: Bloomberg

Baltic Dry Index (BDI)



Source: Bloomberg

Capesize 5TC FFA swaps time charter average (180K dwt)



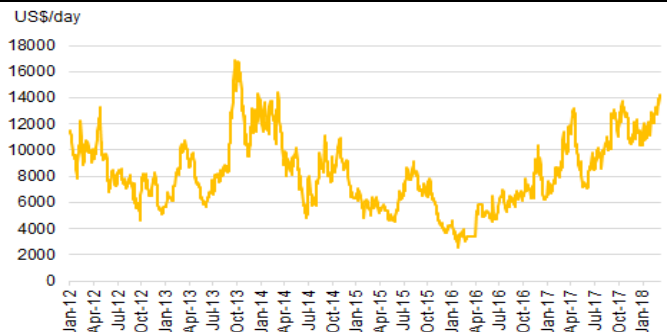
Source: Bloomberg

Panamax 4TC FFA swaps time charter average (74K dwt)



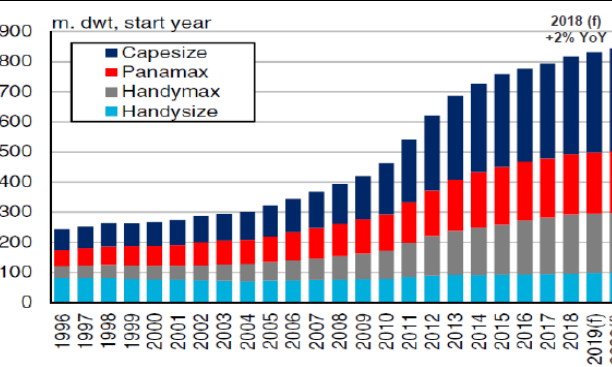
Source: Bloomberg

Supramax 6TC FFA swaps time charter average (52K dwt)



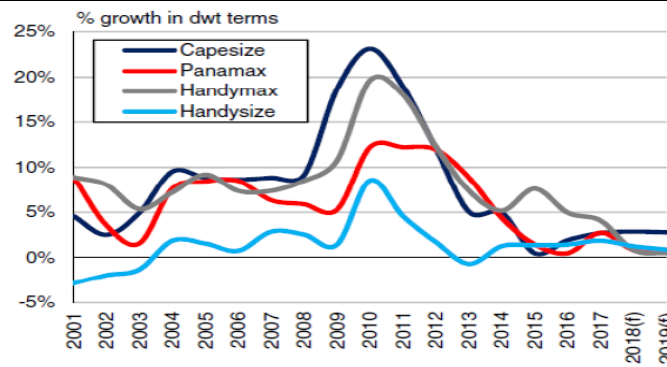
Source: Bloomberg

Bulk carrier Fleet Development



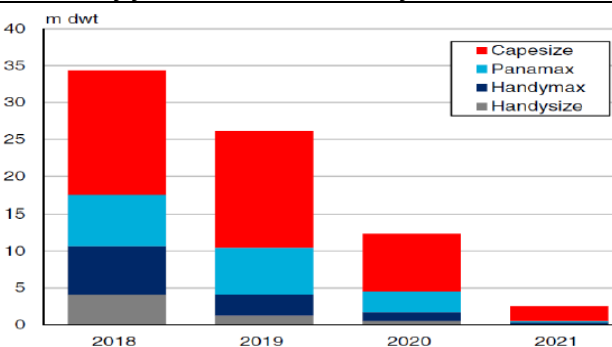
Source: Company data

YoY Bulk carrier Fleet Growth



Source: Company data

Orderbook by year of scheduled delivery



Source: Company data

Shipping Finance Deals at 11-yr low in 2017

Year	Value of Shipping Deals (US \$ mil)	Public Equity	Private Equity	Bank Debt	Other Debt
2007	179,895	18%	0%	68%	14%
2008	113,910	6%	1%	84%	9%
2009	48,421	12%	1%	70%	17%
2010	83,042	12%	1%	70%	17%
2011	94,071	17%	5%	57%	21%
2012	74,116	6%	4%	57%	33%
2013	94,826	12%	8%	63%	17%
2014	87,528	7%	4%	71%	18%
2015	87,109	4%	1%	83%	12%
2016	47,895	11%	8%	68%	13%
2017	28,929	25%	6%	33%	36%

Source: Marine Money and Hellenic Shipping News

CG Rating 2016 Companies with CG Rating



AMATA	AOT	BAFS	BAY	BCP	BIGC	BTS	BWG	CK	CPF	CPN	CSL	DELTA	DEMCO
DRT	DTAC	DTC	EASTW	EGCO	GFPT	GPSC	GRAMMY	HANA	HMPRO	INTUCH	IRPC	IVL	KBANK
KCE	KKP	KTB	KTC	LHBANK	LPN	MBK	MCOT	MINT	MONO	NKI	NYT	OTO	PHOL
PPS	PS	PSL	PTT	PTTEP	PTTGC	QH	QTC	RATCH	SAMART	SAMTEL	SAT	SC	SCB
SCC	SCCC	SE-ED	SIM	SITHAI	SNC	SPALI	SSSC	STEC	SVI	TCAP	THCOM	TISCO	TKT
TMB	TNDT	TOP	TSC	TTCL	TU	UV	VGI	WACOAL	WAVE				



2S	AAV	ACAP	ADVANC	AGE	AH	AHC	AKP	ALUCON	AMANAHA	ANAN	AP	APCO	APCS
ARIP	ASIA	ASIMAR	ASK	ASP	AUCT	AYUD	BANPU	BBL	BDMS	BEM	BFIT	BLA	BOL
BROOK	CEN	CENTEL	CFRESH	CGH	CHG	CHO	CHOW	CI	CIMBT	CKP	CM	CNS	CNT
COL	CPI	DCC	EA	ECF	EE	ERW	FORTH	FPI	GCAP	GLOBAL	GBX	GC	GL
GLOW	GUNKUL	HOTPOT	HYDRO	ICC	ICHI	IFEC	INET	IRC	JSP	K	KSL	KTIS	L&E
LANNA	LH	LHK	LIT	LOXLEY	LRH	LST	M	MACO	MALEE	MBKET	MC	MEGA	MFC
MOONG	MSC	MTI	MTLS	NCH	NOBLE	NSI	NTV	OCC	OGC	OISHI	ORI	PACE	PAP
PCSGH	PDI	PE	PG	PJW	PLANB	PM	PPP	PR	PRANDA	PREM	PRG	PRINC	PT
PTG	PYLON	Q-CON	RICHY	ROBINS	RS	RWI	S	SAMCO	SABINA	SALEE	S&J	SCG	SEAFO
SIAM	SINGER	SIS	SMK	SMPC	SMT	SNP	SPI	SPPT	SPRC	SR	SSF	SST	STA
SUSCO	SUTHA	SWC	SYMC	SYNEX	SYTNEC	TAE	TAKUNI	TASCO	TBSC	TCC	TF	TFI	TGCI



AEC	AEONTS	AF	AIRA	AIT	AJ	AKR	AMARIN	AMATAV	ARROW	APURE	AQUA	AMC	AS
BA	BEAUTY	BEC	BH	BIG	BJC	BJCHI	BKD	BR	BROCK	BRR	BTNC	CBG	CGD
CHARAN	CITY	CMR	COLOR	COM7	CPL	CSC	CSP	CSR	CSS	CTW	DCON	DIMET	DNA
EARTH	EASON	ECL	EFORL	EPCO	EPG	ESSO	FE	FER	FOCUS	FSMART	FSS	FVC	GEL
GIFT	GLAND	GOLD	GSTEL	GYT	HPT	HTC	HTECH	IFS	IHL	ILINK	INSURE	IRPC	IT
ITD	J	JMART	JMT	JUBILE	JWD	KASET	KBS	KCAR	KGI	KKC	KOOL	KWC	KYE
LALIN	LPH	MAJOR	MAKRO	MATCH	MATI	M-CHAI	MDX	MFEC	MJD	MK	MODERN	MPG	NC
NCL	NDR	NEP	NOK	NUSA	PATO	PCA	PDG	PF	PICO	PIMO	PL	PLAT	PLE
PMTA	PPM	PRIN	PSTC	QLT	RCI	RCL	RICH	RML	RPC	SANKO	SAPPE	SAWAD	SCI
SCN	SCP	SEAOIL	SENA	SIRI	SKR	SLP	SMG	SMIT	SORKON	SPA	SPC	SPCG	SPVI
SSC	STANLY	STPI	SUC	TACC	TCCC	TCMC	TEAM	TFD	TFG	TIC	TIW	TKN	TLUXE
TMD	TNP	TOPP	TPA	TPAC	TPCH	TPIPL	TPOLY	TRITN	TRT	TTI	TVI	TWP	U
UBIS	UMI	UPOIC	UT	UWC	VIBHA	VPO	VTE	WICE	WIIK	WIN	XO		

Disclaimer

The disclosure of the survey result of the Thai Institute of Directors Association ("IOD") regarding corporate governance is made pursuant to the policy of the Office of the Securities and Exchange Commission. The survey of the IOD is based on the information of a company listed on the Stock Exchange of Thailand and the Market for Alternative Investment disclosed to the public and able to be accessed by a general public investor. The result, therefore, is from the perspective of a third party. It is not an assessment of operation and is not based on inside information. The survey result is as of the date appearing in the Corporate Governance Report of Thai Listed Companies. As a result, the survey result may be changed after that date or when there is any change to the relevant information. Nevertheless, Krungsri Securities Public Company Limited does not confirm, verify, or certify the accuracy and completeness of such survey result.

Anti-corruption Progress Indicator 2016

Companies that have declared their intention to join CAC

A	AI	AIE	AIR	AJ	ALUCON	AMATAV	AOT	APCO	AQUA	ARROW	ASIA	ASK	AU
BCH	BJC	BJCHI	BLAND	BR	BROCK	BRR	CEN	CGH	CHEWA	CHG	CHOTI	CHOW	CIG
COL	COM7	CPALL	CPF	CPR	CSC	EKH	EPCO	FC	FER	FPI	FSMART	GEL	GFPT
GGC	GIFT	GJS	GLOBAL	GOLD	GPSC	GREEN	GSTEL	GUNKUL	HARN	IFS	ILINK	INET	IRC
J	JMART	JMT	JUBILE	JUTHA	KASET	KBS	KCAR	KTECH	KWC	KYE	L&E	LEE	LIT
LVT	MAKRO	MATCH	MATI	MBAX	MC	MFEC	MIDA	MILL	ML	MTLS	NBC	NCL	NEP
NINE	NMG	NNCL	NTV	NUSA	NWR	OGC	PACE	PAF	PAP	PATO	PCSGH	PIMO	PK
PL	PLANB	POST	PRINC	PRO	PSTC	PYLON	QTC	ROH	ROJNA	RWI	SANKO	SAUCE	SC
SCCC	SCN	SEAOIL	SE-ED	SENA	SIRI	SMART	SPACK	SPPT	SPRC	SR	SRICHA	SST	STA
SUPER	SUSCO	SWC	SYMC	TAKUNI	TBSP	TFI	THE	TICON	TIP	TKN	TLUXE	TMILL	TMT
TNP	TPA	TRUE	TSE	TTI	TU	TVD	TVO	TVT	TWPC	U	UPA	UREKA	UWC
VGI	VIBHA	VIH	VNT	WAVE	WHA	WICE	WIIK						

Companies certified by CAC

ADVANC	AKP	AMANAH	AP	ASP	AYUD	BAFS	BANPU	BAY	BBL	BCP	BKI	BLA	BROOK
BTS	BWG	CENTEL	CFRESH	CIMBT	CM	CNS	CPI	CPN	CSL	DCC	DEMCO	DIMET	DRT
DTAC	DTC	EASTW	ECL	EGCO	FE	FNS	FSS	GBX	GCAP	GLOW	HANA	HMPRO	HTC
ICC	IFEC	INTUCH	IRPC	IVL	K	KBANK	KCE	KGI	KKP	KSL	KTB	KTC	LANNA
LHBANK	LHK	LPN	MBK	MBKET	MCOT	MFC	MINT	MONO	MOONG	MSC	MTI	NKI	NSI
OCC	OCEAN	PB	PDI	PE	PG	PHOL	PLAT	PM	PPP	PPS	PRANDA	PREB	PRG
PSH	PSL	PT	PTG	PTT	PTTEP	PTTGC	Q-CON	QH	QLT	RATCH	RML	ROBINS	S & J
SABINA	SAT	SCB	SCC	SCG	SGP	SINGER	SIS	SITHAI	SMIT	SMPC	SNC	SNP	SORKON
SPC	SPI	SSF	SSI	SSSC	SVI	SYNTEC	TAE	TCAP	TCMC	TFG	TGCI	THANI	THCOM
THRE	THREL	TIPCO	TISCO	TKT	TMB	TMD	TNITY	TNL	TOG	TOP	TPCORP	TRU	TSC
TSTH	TTCL	TVI	UOBKH	WACOAL									

N/A

2S	AAV	ABICO	ACAP	ACC	ADAM	AEC	AEONTS	AF	AFC	AGE	AH	AHC	AIT
AJA	AKR	ALLA	ALT	AMA	AMARIN	AMATA	AMC	ANAN	APCS	APEX	APURE	AQ	ARIP
AS	ASAP	ASEFA	ASIAN	ASIMAR	ASN	ATP30	AUCT	BA	BAT-3K	BCPG	BDMS	BEAUTY	BEC
BEM	BFIT	BGRIM	BGT	BH	BIG	BIZ	BKD	BLISS	BM	BOL	BPP	BSBM	BSM
BTC	BTNC	BTW	BUI	CBG	CCET	CCP	CGD	CHARAN	CHO	CHUO	CI	CITY	CK
CKP	CMO	CMR	CNT	COLOR	COMAN	CPH	CPL	CRANE	CRD	CSP	CSR	CSS	CTW
CWT	D	DCON	DCORP	DELTA	DIGI	DNA	DTCI	EA	EARTH	EASON	ECF	EE	EFORL
EIC	EMC	EPG	ERW	ESSO	ESTAR	ETE	EVER	F&D	FANCY	FMT	FN	FOCUS	FORTH
FTE	FVC	GC	GENCO	GL	GLAND	GRAMMY	GRAND	GTB	GYT	HFT	HOTPOT	HPT	HTECH
HYDRO	ICHI	ICN	IEC	IHL	III	INGRS	INOX	INSURE	IRCP	IT	ITD	ITEL	JAS
JCT	JSP	JTS	JWD	KAMART	KC	KCM	KDH	KIAT	KKC	KOOL	KTIS	KWG	LALIN
LDC	LH	LOXLEY	LPH	LRH	LST	LTX	M	MACO	MAJOR	MALEE	MANRIN	MAX	M-CHAI
MCS	MDX	MEGA	METCO	MGT	MJD	MK	MM	MODERN	MPG	MPIC	NC	NCH	NDR
NETBAY	NEW	NEWS	NFC	NOBLE	NOK	NPK	NPP	NVD	NYT	OHTL	OISHI	ORI	OTO
PAE	PDG	PERM	PF	PICO	PJW	PLANET	PRECHA	PMTA	POLAR	POMPUI	PPM	PRAKIT	PLE
PRIN	PRM	PTL	RAM	RCI	RCL	RICH	RICHY	RJH	ROCK	RP	RPC	RPH	RS
S	S11	SAFARI	SALEE	SAM	SAMART	SAMCO	SAMTEL	SAPPE	SAWAD	SAWANG	SCI	SCP	SDC
SE	SEAFCO	SELIC	SF	SFP	SGF	SHANG	SIAM	SIMAT	SKN	SKR	SKY	SLP	SMK
SMM	SMT	SOLAR	SPA	SPALI	SPCG	SPG	SPORT	SPVI	SQ	SSC	SSP	STANLY	STAR
STEC	STHAI	STPI	SUC	SUTHA	SVH	SVOA	SYNEX	T	TACC	TAPAC	TASCO	TC	TCB
TCC	TCCC	TCJ	TCOAT	TEAM	TFD	TFMAMA	TGPRO	TH	THAI	THANA	THIP	THL	TIC
TIW	TK	TKS	TM	TMC	TMI	TMW	TNDT	TNH	TNPC	TNR	TOA	TOPP	TPAC
TPBI	TPCH	TPIPL	TPIPP	TPOLY	TPP	TR	TRC	TRITN	TRT	TRUBB	TSF	TSI	TSR
TSTE	TTA	TTPL	TTTM	TTW	TUCC	TWP	TWZ	TYCN	UAC	UBIS	UEC	UKEM	UMI
UMS	UNIQ	UP	UPF	UPOIC	UT	UTP	UV	UVAN	VARO	VI	VNG	VPO	VTE
WG	WHAUP	WIN	WINNER	WORK	WORLD	WP	WPH	WR	XO	YCI	YNP	YUASA	ZIGA
ZMICO													

Disclaimer

The disclosure of the Anti-Corruption Progress Indicators of a listed company on the Stock Exchange of Thailand, which is assessed by Thaipat Institute, is made in order to comply with the policy and sustainable development plan for the listed companies of the Office of the Securities and Exchange Commission. Thaipat Institute made this assessment based on the information received from the listed company, as stipulated in the form for the assessment of Anti-corruption which refers to the Annual Registration Statement (Form 56-1), Annual Report (Form 56-2), or other relevant documents or reports of such listed company. The assessment result is therefore made from the perspective of Thaipat Institute that is a third party. It is not an assessment of operation and is not based on any inside information. Since this assessment is only the assessment result as of the date appearing in the assessment result, it may be changed after that date or when there is any change to the relevant information. Nevertheless, Krungsri Securities Public Company Limited does not confirm, verify, or certify the accuracy and completeness of the assessment result."

Reference

Disclosure: Companies participating in Thailand's Private Sector Collective Action Coalition Against Corruption programme (Thai CAC) under Thai Institute of Directors (as of July 31, 2017) are categorised into:

- Companies that have declared their intention to join CAC
- Companies certified by CAC.



A member of MUFG
a global financial group

Krungsri Securities Public Company Limited

Headquarters

898 Ploenchit Tower, 3rd Floor, Ploenchit Road, Lumpini
Pathumwan, Bangkok 10330
Tel: 0-2659-7000 Fax: 0-2658-5699
Internet Trading: 0-2659-7777

Branches

Emporium

662 Emporium Tower, Fl. 10, Sukhumvit 24 Road
Klongton, Klongtoey, Bangkok 10110
Tel: 0-2695-4500 Fax: 0-2695-4599

Central Bangna

589/151 Central City Tower 1 Office, Fl. 27
Bangna-Trad Road, Bangna, Bangkok 10260
Tel: 0-2763-2000 Fax: 0-2399-1448

Rama II

111/917-919 Rama II Road, Smaedum,
Bangkhuntien, Bangkok 10150
Tel: 0-2013-7145 Fax: 0-2895-9557

Vibhavadi-rangsit

Bank of Ayudhya Public Company Limited
123 Sun Towers (B) Building, Vibhavadirangsit Road,
Jompol, Jatujak, Bangkok 10900
Tel: 0-2273-8388 Fax: 0-2273-8399

Chonburi

64/17 Sukhumvit Road, Tambol Bang Plasoi,
Amphur Muang, Chonburi 20000
Tel: 0-3312-6580 Fax: 0-3312-6588

Hat Yai Branch

90-92-94 Nipat U Tit Nueng Road, Tambol Hat Yai,
Amphur Hat Yai, Songkhla 90110
Tel: 0-7422-1229 Fax: 0-7422-1411

Nakhon Pathom

67/1 Ratchadamnoen Road, Tambol Phra Pathom Jaedee,
Amphur Muang, Nakhon Pathom 73000
Tel: 0-3427-5500-7 Fax: 0-3421-8989

Suphanburi

249/171-172 Moo 5 Tambol Ta Rahad,
Amphur Muang, Suphanburi, 72000
Tel: 0-3596-7981 Fax: 0-3552-2449

Nakhon Ratchasima

168 Chomphon Road, Tambol Nai Muang,
Amphur Muang Nakhon Ratchasima,
Nakhon Ratchasima 30000
Tel: 0-4425-1211-4 Fax: 0-4425-1215

Khon Kaen

114 Sri Chan Road, Tambol Nai Muang,
Amphur Muang, Khon Kaen 40000
Tel: 0-4322-6120 Fax: 0-4322-6180

Chiang Mai

70 Chang Phuak Road, Tambol Sri Phum
Amphur Muang, Chiang Mai 50200
Tel: 0-5321-9234-6 Fax: 0-5321-9247

Chiang Rai

231-232 Thamalai Road, Tambol Wiang,
Amphur Muang, Chiang Rai 57000
Tel: 0-5371-6489 Fax: 0-5371-6490

Phitsanulok

275/1 Phichaisongkram Road, Tambol Nai Muang,
Amphur Muang, Phitsanulok 65000
Tel: 0-5530-3360 Fax: 0-5530-2580

Analyst Team	Sector Coverage	Central line: 662-659-7000	E-mail
Naphat Chantaraserkul, Head of Research	Energy, Petrochemical, Strategy	ext. 5000	naphat.chantaraserkul@krungsrisecurities.com
Kittisorn Pruitipat, CFA, FRM	Property, ICT, Contractor	ext. 5019	kittisorn.pruitipat@krungsrisecurities.com
Jesada Techahusdin, CFA	Banking, Consumer Finance, Insurance	ext. 5004	jesada.techahusdin@krungsrisecurities.com
Sunthorn Thongthip	Food, Transportation, Strategy	ext. 5009	sunthorn.thongthip@krungsrisecurities.com
Worrapong Tuntiwutthipong	Electronic, Automotive, Commerce	ext. 5016	worrapong.tuntiwutthipong@krungsrisecurities.com
Karun Intrachai	Renewable Energy, Food	ext. 5010	karun.intrachai@krungsrisecurities.com
Teerapol Udomvej	Healthcare, Tourism	ext. 5012	teerapol.udomvej@krungsrisecurities.com
Kitti Pitakteerabandit	Transportation, Media	ext. 5008	kitti.pitakteerabandit@krungsrisecurities.com
Artit Jansawang	Mid - Small cap, MAI	ext. 5005	artit.jansawang@krungsrisecurities.com
Kaushal Ladha, CFA, Assistant Analyst	Strategy		
Nalinee Praman, Assistant Analyst	Mid - Small cap, MAI		
Chaiyot Jiwagkul	Technical	ext. 5006	chaiyot.jiwagkul@krungsrisecurities.com

Fax 662-658-5643

Definition of Ratings

- OUTPERFORM** - Stocks with an expected capital gain above 10% in the next 12 months for small-caps, above 5% for big-caps
- NEUTRAL** - Stocks with an expected capital gain between -10% and +10% in the next 12 months for small-caps, -5% to +5% for big-caps
- UNDERPERFORM** - Stocks with an expected capital gain below 10% in the next 12 months for small-caps, below 5% for big-caps